

# ID USER ASSISTANCE SERVICES

MARCH 31, 2017

Tara English-Sweeney, Senior Information  
Developer

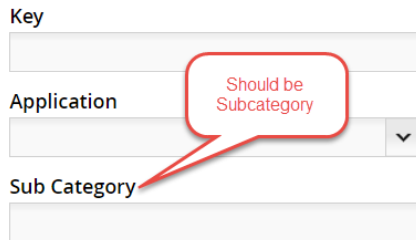
# When do you need Information Development?

*For all things customer facing!*

# Information Development...

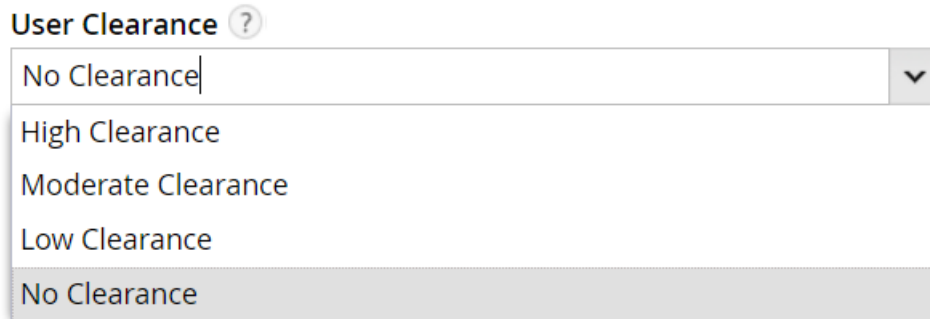
*Ensures text on the UI is clear, consistent, and adheres to guidelines. Examples are:*

- Field labels



A form with three input fields. The first field is labeled "Key". The second field is labeled "Application" and has a dropdown arrow on the right. The third field is labeled "Sub Category". A red callout box with a pointer to the "Application" label contains the text "Should be Subcategory".

- Reference data



A dropdown menu titled "User Clearance" with a help icon. The menu is open, showing a list of options: "No Clearance", "High Clearance", "Moderate Clearance", "Low Clearance", and "No Clearance". The bottom "No Clearance" option is highlighted.



# Information Development...

*Ensures text on the UI is clear, consistent, and adheres to guidelines. Examples are:*

- Seed data
  - For example, names and descriptions

Resource Group Monitor <b>Description:</b> Displays a list of attributes grouped by resource for managed resources (Mbeans)
Metric Group Monitor <b>Description:</b> Displays a list of metrics for a single node or multiple nodes
Live Trending Chart <b>Description:</b> Displays metrics in real-time to help you visualize trends


- Messages
  - Error, informational, confirmation, success, warning



# Information Development...

*Ensures text on the UI is clear, consistent, and adheres to guidelines. Examples are:*

- Examples and anything else you might include on the UI

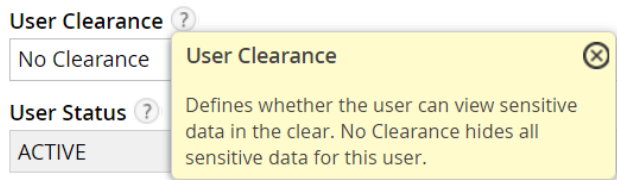
<b>Mask Pattern</b>	<b>Mask Characters</b>
Custom ▼	Dash ▼
<b>Custom Expression Name</b>	<b>Pattern Examples</b>
<input type="text"/>	XXXXX67890 = MASK(5) + LAST() 
<b>Custom Expression</b>	12345XXXXX = FIRST(5) + MASK()
<input type="text"/>	123XXX7890 = FIRST(3) + MASK() + LAST(4)
	*****@email.com = MASK(@,1)

# Information Development...

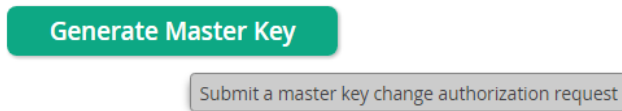
*Also creates embedded help and online help.*

- Embedded Help

- Icon




- Tooltip

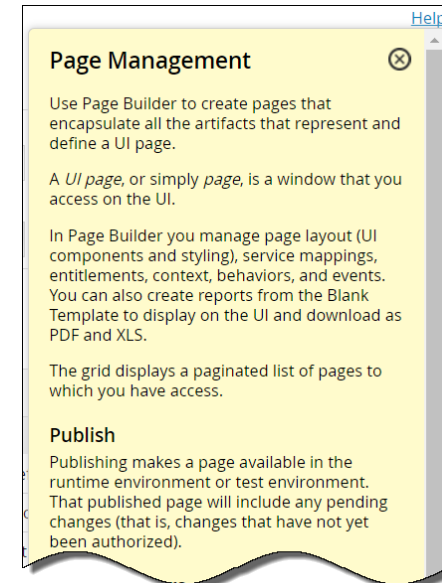


- Persistent

- Decoded Certificate



- Panel



# Information Development...

Also creates embedded help and online help.

Help

The screenshot shows a web-based help interface. At the top left, a blue box labeled 'Help' has an arrow pointing to the breadcrumb navigation. The breadcrumb path is 'Home > Entitlements > Policies overview'. Below this is a search bar with the text 'Enter search terms' and a 'Search' button. To the right of the search bar are icons for a document, a double-headed arrow, a pencil, a PDF file, and a printer. The main content area is divided into a left sidebar and a right main pane. The sidebar contains a tree view of navigation items: 'Navigation and usability', 'Dashboard', 'Entitlements' (expanded), 'Entitlements overview', 'Organization management', 'Applications and modules', 'Role management', 'User management overview', 'Group management', 'Resource management', 'Privilege management and actions', 'Filter management', and 'Policies overview' (expanded). Under 'Policies overview', there is a sub-item 'Password Policy'. Below the sidebar are 'Contents' and 'Search' buttons. The main pane displays the 'Policies overview' page. It starts with a title 'Policies overview' and a paragraph: 'A policy is a set of configurable options that describes the characteristics of a user, group of users, or one or more computer resources.' This is followed by a section 'Policies include:' with a bulleted list: 'System - A system policy defines user access permissions and restrictions to the application UI.', 'Password - A password policy defines the requirements for user passwords.', and 'Sensitive Data Management - A sensitive data management policy defines how to secure data, by data type, for display on the UI.' Below this is another paragraph: 'Multiple policies of each type can be defined. However, only one of each type is effective for any one user, and the policy for each type that is applied to a user is determined by the configuration of the organization to which the user belongs. The requirements defined within a policy are generally property and value pairs. Some requirements are options, either single option or multiple options.' This is followed by a section 'Policy restrictions on organizations' with a paragraph: 'Certain policy requirements apply only to the root organization and cannot be overridden in child organizations whether tenant or non-tenant.' The page ends with a 'See Also' section containing a bulleted list: 'Password Policy management' and 'System Policy management'.

Enter search terms  Search

Home > Entitlements > Policies overview

**Policies overview**

A policy is a set of configurable options that describes the characteristics of a user, group of users, or one or more computer resources.

Policies include:

- System - A system policy defines user access permissions and restrictions to the application UI.
- Password - A password policy defines the requirements for user passwords.
- Sensitive Data Management - A sensitive data management policy defines how to secure data, by data type, for display on the UI.

Multiple policies of each type can be defined. However, only one of each type is effective for any one user, and the policy for each type that is applied to a user is determined by the configuration of the organization to which the user belongs. The requirements defined within a policy are generally property and value pairs. Some requirements are options, either single option or multiple options.

**Policy restrictions on organizations**

Certain policy requirements apply only to the root organization and cannot be overridden in child organizations whether tenant or non-tenant.


**See Also**

- Password Policy management
- System Policy management

# Information Development...

*Ensures text on the UI is clear, consistent, and adheres to guidelines. Examples are:*

- Examples and anything else you might include on the UI

<b>Mask Pattern</b>	<b>Mask Characters</b>
Custom ▼	Dash ▼
<b>Custom Expression Name</b>	<b>Pattern Examples</b>
<input type="text"/>	XXXXX67890 = MASK(5) + LAST() 
<b>Custom Expression</b>	12345XXXXX = FIRST(5) + MASK()
<input type="text"/>	123XXX7890 = FIRST(3) + MASK() + LAST(4)
	*****@email.com = MASK(@,1)



# Information Development...

*Writes and edits documents. For example:*

- Development documents
  - Installation documents
  - Migration documents
  - Security documents
  - Hardware/Software requirements
- Release Notes
- API documentation
- Templates
  - Customer facing documents
  - Internal facing documents
  - Release notes